

Scaled data based on original data using
LM-79-08 Approved Method: Electrical and Photometric Measurements of Solid-
State Lighting Products

Test Report Prepared for
Cooper Lighting Solutions
(formerly Eaton)

Brand: INVUE

Report Number: P162311

Luminaire Tested: **EMM-F01-LED-E1-SL2-HSS-7030**

Issue Date: 03/03/2020

Test Information

Test Method: LM-79-08
Report Number: P162311
REPORT IS SCALED FROM IESNA LM-79-08 TEST DATA (P33726)
Test Lab: INNOVATION CENTER-P3
Issue Date: 03/03/2020
Manufacturer: COOPER LIGHTING SOLUTIONS (FORMERLY EATON)
Product Line: INVUE
Catalog Number: EMM-F01-LED-E1-SL2-HSS-7030
Description: EPIC MODERN MEDIUM DECORATIVE LED LUMINAIRE
(1) LIGHTBARS WITH AccuLED OPTICS - TYPE 2 W/ SPILL LIGHT CONTROL AND HOUSE SIDE SHIELD
Light Source: (7) 3000K CCT, 70 CRI LEDs
Ballast/Driver: -

Summary

Lumens per Lamp: N/A
Luminaire Lumens: 1314.4 lumens
Efficiency: N/A
Efficacy: 50.8 lumens/watt
Luminous Opening: Rectangular w/ Sides (W: 0.17' x L: 1' x H: 0.1')
IES Classification: Type II - Short - Non-Cutoff
BUG Rating: B0 - U0 - G1

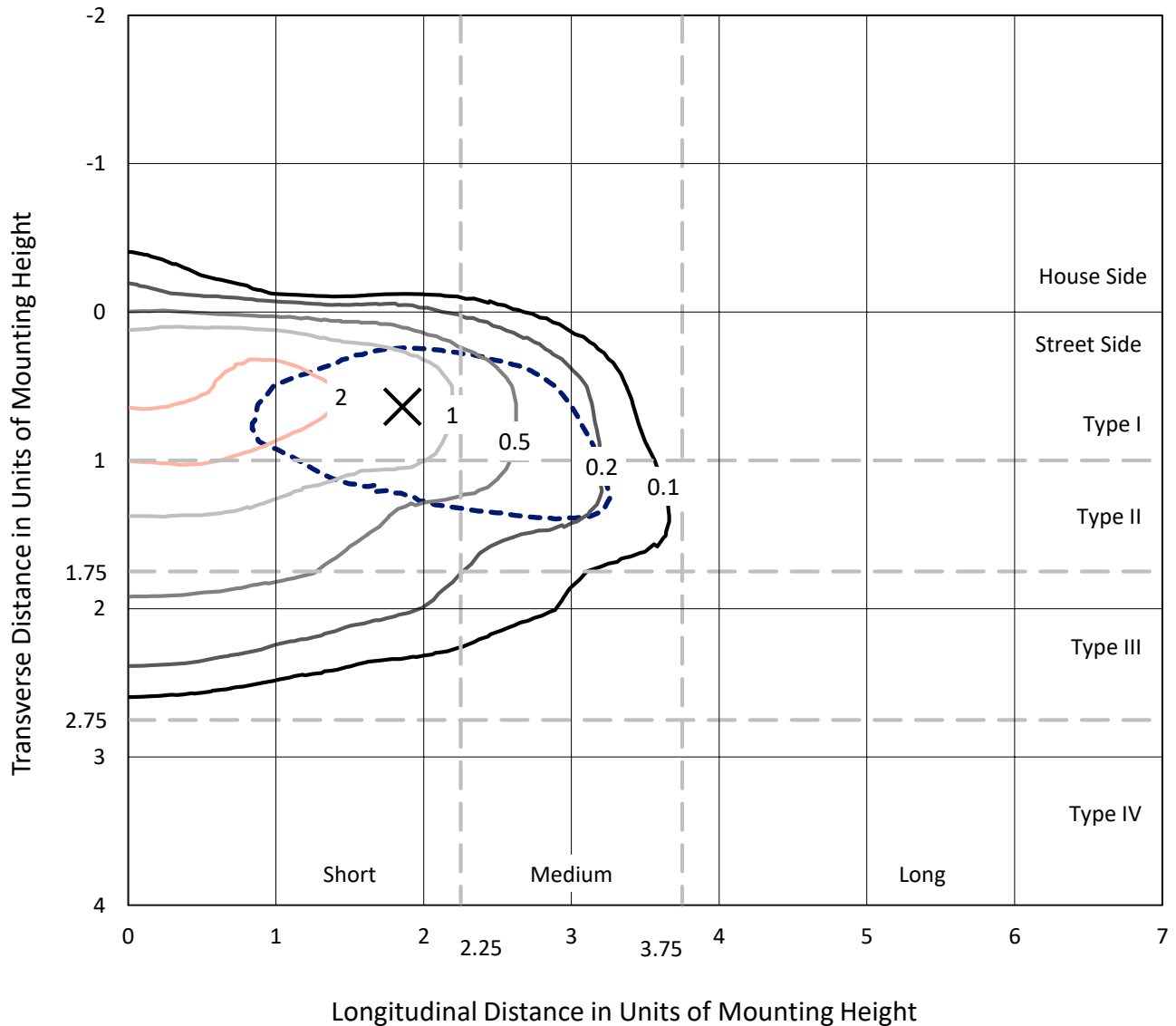
Input Watts (W): 25.9
Input Voltage (V): NR
Input Current (Ain): NR
Voltage Rise (V): NR
Power Factor: NR
Total Harmonic Distortion (THDi): NR
Frequency (hertz): 60
Stabilization Time: NR
Operation Time: NR
Ambient Temperature (°C): NR
Test Distance: 25 FT



REPORT NUMBER: P162311
 CATALOG NUMBER: EMM-F01-LED-E1-SL2-HSS-7030

Iso-Footcandle Lines of Horizontal Illumination

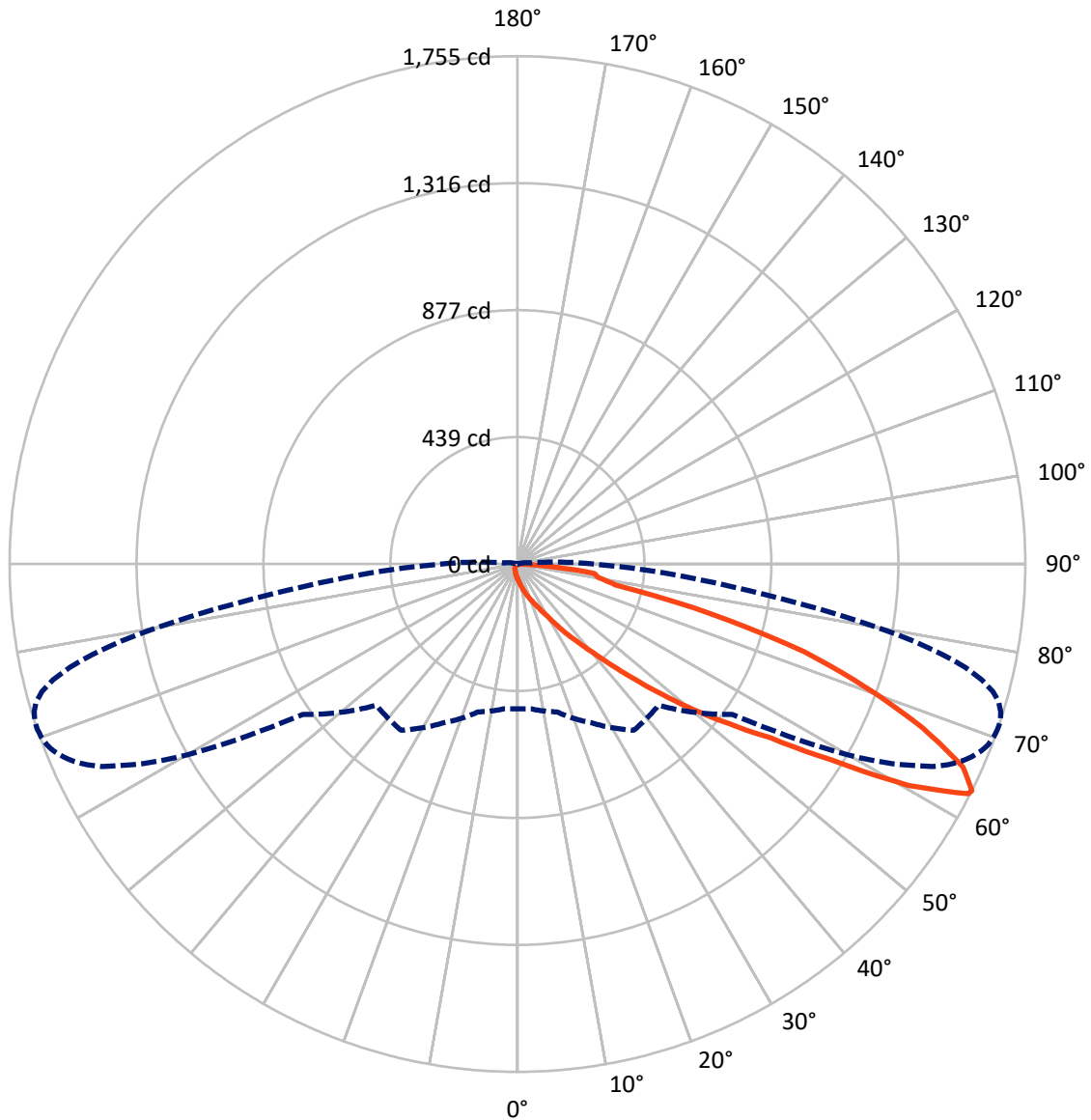
× Max cd
 - - - 1/2 Max cd



Based on 10 foot mounting height. Maximum calculated value = 2.8 fc
 Type II - Short - Non-Cutoff

REPORT NUMBER: P162311
CATALOG NUMBER: EMM-F01-LED-E1-SL2-HSS-7030

Luminous Intensity Polar Plot



— Vertical Plane Through 71-Deg Lateral - - - Horizontal Cone Through 63-Deg Vertical

REPORT NUMBER: P162311

CATALOG NUMBER: EMM-F01-LED-E1-SL2-HSS-7030

FLUX DISTRIBUTION:

		Downward	Upward	Total
House Side	Lumens	27.9	0.0	27.9
	% Fixture	2.1	0.0	2.1
Street Side	Lumens	1286.5	0.0	1286.5
	% Fixture	97.9	0.0	97.9
Total	Lumens	1314.4	0.0	1314.4
	% Fixture	100.0	0.0	100.0

Coefficient of Utilization

ZONAL LUMENS:

Zone	Lumens	% Fixture
0°-10°	5.6	0.4
10°-20°	21.6	1.6
20°-30°	43.9	3.3
30°-40°	107.3	8.2
40°-50°	239.9	18.2
50°-60°	337.3	25.7
60°-70°	396.6	30.2
70°-80°	143.2	10.9
80°-90°	19.2	1.5
90°-100°	0.0	0.0
100°-110°	0.0	0.0
110°-120°	0.0	0.0
120°-130°	0.0	0.0
130°-140°	0.0	0.0
140°-150°	0.0	0.0
150°-160°	0.0	0.0
160°-170°	0.0	0.0
170°-180°	0.0	0.0
0°-90°	1314.4	100.0
0°-180°	1314.4	100.0



REPORT NUMBER: P162311

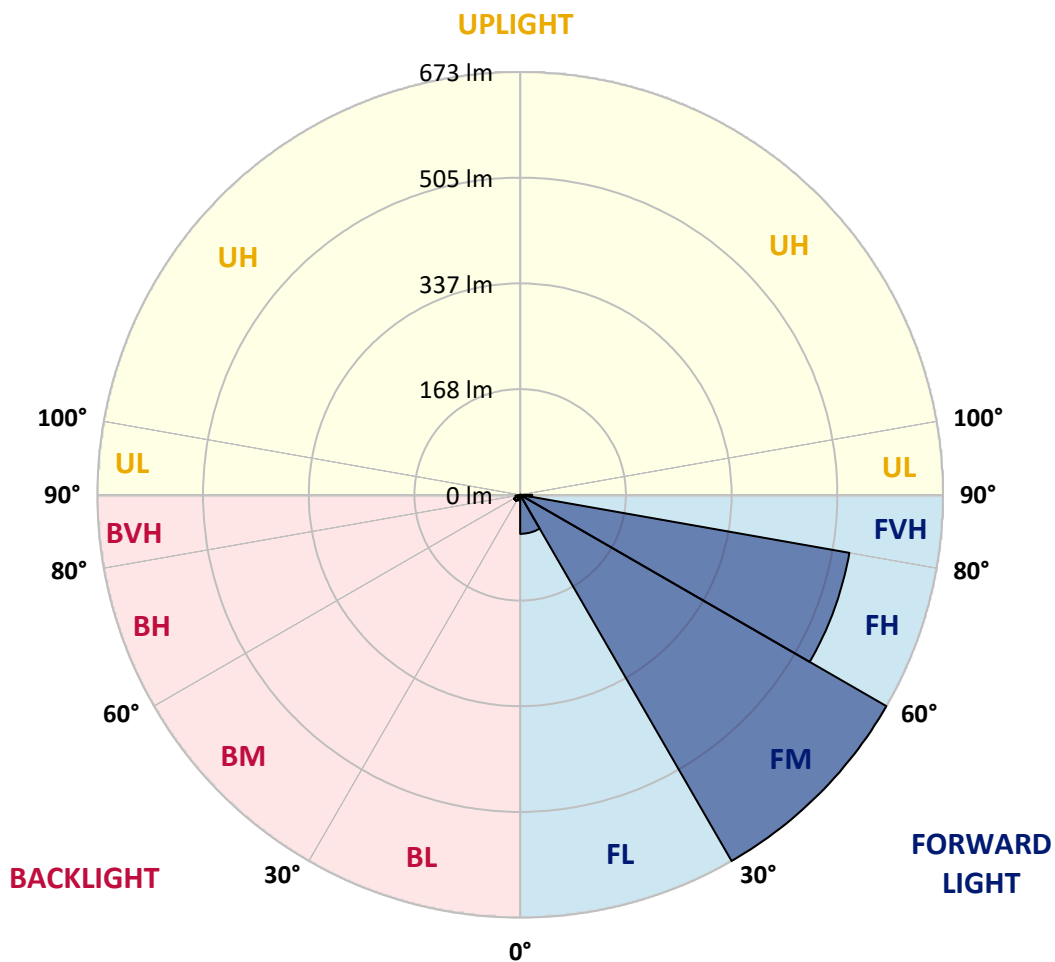
CATALOG NUMBER: EMM-F01-LED-E1-SL2-HSS-7030

LUMINAIRE CLASSIFICATION SYSTEM LUMEN TABLE AND BUG RATING:

Zone		Lumens	% Fixture	Zone Rating/Lumen Limit		
				B	U	G
FL	(0°-30°)	62.1	4.7			
FM	(30°-60°)	673.1	51.2			
FH	(60°-80°)	532.2	40.5			G0/660
FVH	(80°-90°)	19.1	1.5			G1/100
BL	(0°-30°)	9.0	0.7	B0/110		
BM	(30°-60°)	11.2	0.9	B0/220		
BH	(60°-80°)	7.7	0.6	B0/110		G0/110
BVH	(80°-90°)	0.0	0.0			G0/10
UL	(90°-100°)	0.0	0.0		U0/0	
UH	(100°-180°)	0.0	0.0		U0/0	

BUG Rating: B0-U0-G1

Type II Short





REPORT NUMBER: P162311
 CATALOG NUMBER: EMM-F01-LED-E1-SL2-HSS-7030

CANDELA DISTRIBUTION (FULL):

	0°	5°	15°	25°	35°	45°	55°	56°	57°	58°	59°
0°	50.4	50.4	50.4	50.4	50.4	50.4	50.4	50.4	50.4	50.4	50.4
2.5°	65.9	66.7	66.2	65.0	63.6	61.7	60.0	60.0	59.7	59.0	59.3
5°	86.5	86.7	85.8	82.9	80.3	76.2	71.7	71.2	70.7	70.0	69.8
7.5°	106.6	107.5	106.6	103.5	98.2	92.0	84.8	84.1	82.7	82.7	81.7
10°	127.1	127.1	126.2	122.6	117.8	109.0	99.9	98.7	97.0	96.5	95.1
12.5°	141.7	141.7	141.2	139.3	135.5	127.6	116.6	115.4	113.3	112.5	110.9
15°	147.4	147.4	147.7	149.3	149.6	146.0	134.5	133.6	131.4	129.5	128.8
17.5°	151.0	150.8	150.8	153.2	157.5	159.9	152.5	151.5	149.1	148.2	145.8
20°	158.9	158.4	157.0	157.0	161.1	169.4	169.4	169.2	166.6	165.8	164.6
22.5°	170.6	170.1	165.8	162.3	164.2	174.7	184.5	184.0	183.0	182.1	181.4
25°	189.7	188.0	180.7	170.1	168.5	179.7	195.9	197.1	197.8	197.8	198.3
27.5°	218.6	216.5	203.4	183.7	176.4	187.8	208.6	211.0	213.2	213.6	215.8
30°	258.8	255.0	236.1	207.4	190.5	199.8	227.3	229.9	233.0	233.9	237.3
32.5°	324.7	322.6	304.4	261.4	225.1	223.2	253.3	256.6	260.7	262.4	266.4
35°	425.1	425.6	410.8	372.0	321.9	295.6	299.9	302.8	304.2	309.2	311.3
37.5°	493.2	494.4	497.7	482.5	446.6	419.8	386.1	389.3	381.8	382.6	382.8
40°	530.5	534.3	553.9	568.7	565.8	550.3	523.3	525.0	511.1	508.0	493.0
42.5°	555.3	560.3	591.7	637.5	661.0	675.1	668.8	668.1	657.4	653.3	640.6
45°	570.9	575.4	614.8	682.5	736.5	777.6	794.5	796.4	787.4	783.3	772.8
47.5°	570.1	575.4	617.7	699.2	778.7	844.5	892.3	894.6	900.1	896.6	897.3
50°	538.6	543.6	586.2	670.8	766.3	875.1	962.5	970.2	979.0	985.0	987.8
52.5°	500.4	504.0	541.7	622.0	713.3	862.4	1004.1	1017.2	1030.4	1041.6	1049.5
55°	486.3	490.3	520.0	586.6	670.8	809.3	1023.4	1042.8	1061.4	1079.8	1094.9
57.5°	493.7	497.5	518.8	569.9	645.4	753.4	1028.9	1059.1	1089.6	1119.5	1149.1
60°	520.9	525.0	543.2	585.5	638.7	721.2	1007.4	1057.4	1108.3	1160.4	1209.4
62.5°	510.2	511.8	538.6	612.7	686.5	693.7	929.3	999.1	1076.7	1157.0	1236.1
63°	499.9	501.8	529.1	605.3	701.1	689.6	905.2	978.8	1060.7	1147.2	1233.3
65°	453.3	453.5	474.3	534.6	684.9	696.8	797.6	867.9	962.0	1065.7	1174.5
67.5°	338.4	336.7	356.8	402.6	537.6	697.0	684.6	724.0	789.5	881.5	979.0
70°	120.0	117.3	149.8	213.4	335.0	570.1	588.3	590.9	609.1	658.8	720.0
72.5°	39.0	39.7	47.8	78.1	154.4	383.8	532.6	524.5	519.7	519.5	527.6
75°	15.5	15.8	19.1	34.7	69.3	185.0	466.4	471.0	472.7	475.0	477.7
77.5°	7.4	8.1	10.8	19.4	34.4	91.5	333.8	372.3	394.3	411.3	421.5
80°	2.6	3.1	6.0	11.9	16.0	42.0	175.9	212.2	244.4	286.0	321.9
82.5°	0.0	0.0	1.2	8.4	8.8	17.0	72.2	84.6	96.8	125.4	161.1
85°	0.0	0.0	0.0	2.4	2.6	2.9	24.4	29.4	33.0	38.5	44.4
87.5°	0.0	0.0	0.0	0.0	0.0	0.0	0.3	0.7	1.4	3.6	5.5
90°	0.0	0.0	0.0	0.0	0.0	0.0	0.0	0.0	0.0	0.0	0.0

REPORT NUMBER: P162311

CATALOG NUMBER: EMM-F01-LED-E1-SL2-HSS-7030

CANDELA DISTRIBUTION (continued):

	60°	61°	62°	64°	65°	66°	67°	68°	69°	70°	71°
0°	50.4	50.4	50.4	50.4	50.4	50.4	50.4	50.4	50.4	50.4	50.4
2.5°	58.8	58.5	58.5	58.1	57.8	57.4	57.1	56.4	56.1	56.1	56.1
5°	69.5	68.6	68.1	66.9	66.2	65.9	64.8	64.3	63.6	63.8	62.6
7.5°	81.5	79.8	79.1	77.4	76.9	75.3	74.8	73.6	72.9	71.5	71.0
10°	94.6	92.5	91.3	88.6	87.9	86.7	85.3	83.9	82.7	81.3	80.5
12.5°	109.7	107.8	106.8	103.2	101.6	99.9	98.0	96.1	94.1	92.9	91.3
15°	127.4	124.3	123.3	120.0	117.1	114.9	112.3	109.9	108.5	106.1	104.4
17.5°	144.8	141.7	141.0	136.0	132.9	131.4	128.6	125.4	122.8	120.4	117.8
20°	162.3	160.1	158.2	153.4	150.1	147.7	143.9	140.7	138.6	135.2	131.9
22.5°	179.7	177.5	176.1	171.1	168.0	164.6	161.3	158.0	154.8	150.8	147.0
25°	197.6	196.2	195.5	190.9	188.0	185.0	181.6	177.8	174.0	169.4	165.4
27.5°	216.2	216.7	215.3	214.3	211.2	209.1	203.8	201.2	198.3	192.8	187.8
30°	239.9	241.4	240.9	241.6	239.7	238.2	234.2	230.8	227.5	222.2	216.5
32.5°	269.8	271.7	272.6	275.3	274.3	273.9	272.6	267.9	265.5	256.4	254.0
35°	315.9	314.9	319.0	321.2	320.2	319.7	318.3	315.7	312.8	306.3	300.4
37.5°	375.9	376.8	378.3	374.0	371.1	370.9	366.6	363.9	359.9	352.7	345.5
40°	485.8	479.8	473.1	455.0	447.1	442.5	429.9	426.3	419.4	409.6	402.2
42.5°	628.7	622.7	602.6	572.3	556.0	533.6	523.3	510.7	500.9	484.8	476.2
45°	770.6	753.4	751.0	715.7	695.6	666.0	647.6	626.3	604.1	583.1	567.8
47.5°	890.3	886.5	874.8	853.3	834.7	809.8	786.2	753.4	730.5	700.6	673.1
50°	986.2	985.9	981.6	969.2	953.7	933.6	912.8	885.1	859.0	822.5	793.1
52.5°	1057.9	1061.7	1063.1	1059.3	1053.3	1035.6	1025.1	1001.9	980.0	948.9	917.1
55°	1110.4	1124.5	1131.7	1139.8	1138.2	1131.9	1131.4	1116.4	1106.4	1081.8	1059.3
57.5°	1175.4	1198.6	1220.8	1260.2	1261.7	1275.6	1282.7	1289.9	1291.8	1282.0	1274.6
60°	1258.1	1305.4	1347.5	1429.9	1451.4	1485.3	1507.3	1531.2	1551.5	1553.2	1552.7
62.5°	1316.4	1389.3	1457.1	1579.5	1621.3	1660.5	1689.9	1713.1	1727.2	1741.5	1748.2
63°	1318.1	1397.9	1470.1	1596.2	1640.2	1677.5	1705.4	1726.9	1741.8	1750.3	1754.6
65°	1277.7	1374.5	1460.5	1586.2	1627.5	1665.0	1679.6	1693.7	1700.9	1704.2	1691.6
67.5°	1082.9	1177.6	1277.9	1418.4	1453.8	1498.7	1510.7	1517.8	1521.2	1520.5	1509.7
70°	809.8	889.2	1000.8	1161.3	1208.1	1252.1	1279.4	1291.1	1294.9	1293.7	1277.7
72.5°	565.4	612.0	704.0	882.7	946.5	1002.9	1036.6	1054.0	1057.6	1050.4	1035.6
75°	474.8	477.2	498.0	595.7	655.4	715.7	753.7	764.6	757.5	735.7	698.0
77.5°	423.9	429.2	429.2	443.8	455.4	472.2	475.8	449.0	417.9	377.8	345.3
80°	355.6	374.0	386.9	397.6	398.8	395.5	386.6	371.6	347.7	317.1	283.2
82.5°	216.0	252.3	267.1	322.6	349.8	368.2	366.8	346.7	328.6	296.8	267.9
85°	54.5	58.8	63.8	82.9	92.9	113.5	126.4	132.4	134.5	123.5	111.8
87.5°	5.3	3.6	6.0	4.5	6.5	4.8	6.5	6.0	7.4	7.9	8.6
90°	0.0	0.0	0.0	0.0	0.0	0.0	0.0	0.0	0.0	0.0	0.0



REPORT NUMBER: P162311

CATALOG NUMBER: EMM-F01-LED-E1-SL2-HSS-7030

CANDELA DISTRIBUTION (continued):

	72°	73°	74°	75°	76°	77°	78°	79°	80°	81°	82°
0°	50.4	50.4	50.4	50.4	50.4	50.4	50.4	50.4	50.4	50.4	50.4
2.5°	55.7	55.4	55.2	55.0	54.7	54.5	54.0	54.0	53.5	53.3	53.1
5°	61.9	61.4	61.2	60.7	60.0	59.5	58.8	57.8	57.1	56.9	56.4
7.5°	69.8	68.6	68.1	67.4	66.4	65.0	64.0	63.3	62.1	61.4	60.0
10°	78.6	77.4	76.0	74.5	73.1	71.5	70.2	69.3	67.4	66.4	64.8
12.5°	89.9	87.7	86.0	84.1	82.2	80.3	78.9	76.0	74.3	72.2	70.7
15°	101.3	99.4	97.5	95.1	92.2	89.1	87.7	85.1	82.9	79.6	77.7
17.5°	115.2	111.6	108.7	105.9	103.2	100.4	97.5	93.4	90.3	87.5	83.6
20°	128.8	124.5	121.4	117.6	113.8	109.2	105.9	103.0	98.7	94.9	90.8
22.5°	143.4	139.1	134.1	130.2	125.0	121.4	116.8	112.1	107.8	102.7	97.7
25°	161.1	156.5	150.8	145.8	139.8	134.8	129.3	123.8	118.5	112.8	106.3
27.5°	182.8	178.0	171.8	165.8	158.0	151.7	146.5	139.1	132.4	125.2	117.8
30°	210.3	205.0	197.4	188.8	180.9	174.0	166.6	156.8	149.3	140.7	131.2
32.5°	246.1	239.9	229.6	221.5	211.7	202.6	192.4	182.6	172.0	160.8	149.8
35°	291.3	285.6	273.6	261.7	250.9	240.1	227.3	216.0	201.2	187.6	173.5
37.5°	338.1	327.8	316.9	304.0	290.6	277.7	261.9	246.4	229.4	214.6	196.9
40°	391.6	379.2	370.1	356.3	337.4	319.0	304.4	285.1	263.8	244.0	223.2
42.5°	465.0	451.1	434.9	413.9	400.2	378.8	359.9	336.9	309.0	286.7	261.7
45°	549.8	531.0	515.2	494.9	478.4	451.6	429.7	399.1	371.1	341.9	311.3
47.5°	646.6	623.2	600.3	580.2	553.9	527.6	499.6	467.1	431.3	399.3	363.0
50°	757.7	724.5	692.7	666.9	630.8	600.5	570.1	533.6	493.9	457.1	415.8
52.5°	881.3	842.8	800.7	761.1	719.3	680.3	643.7	601.7	557.5	512.6	466.4
55°	1030.4	1001.5	952.0	901.6	845.7	793.6	746.5	694.4	640.6	581.6	533.1
57.5°	1263.8	1249.7	1208.4	1158.0	1085.1	1021.8	942.0	878.2	800.3	719.0	656.4
60°	1580.2	1562.8	1539.6	1498.7	1440.9	1354.9	1266.9	1167.8	1049.3	936.7	829.9
62.5°	1748.9	1742.7	1723.8	1695.6	1641.6	1573.8	1485.1	1376.1	1242.3	1105.7	969.4
63°	1753.9	1746.0	1729.8	1701.1	1653.6	1587.9	1500.9	1395.0	1264.1	1124.8	985.7
65°	1686.1	1683.0	1666.5	1635.2	1602.7	1552.5	1485.1	1394.1	1284.2	1152.5	1014.1
67.5°	1495.4	1486.1	1460.7	1451.2	1428.5	1393.6	1342.2	1279.6	1201.0	1097.5	978.1
70°	1264.8	1250.9	1219.2	1202.2	1174.5	1152.5	1121.2	1076.5	1028.0	955.8	866.7
72.5°	1020.3	991.7	962.5	918.3	879.6	840.4	805.8	774.2	720.9	691.8	624.2
75°	662.6	610.5	560.6	493.7	433.5	380.2	328.3	302.0	247.3	225.1	193.3
77.5°	314.5	285.3	246.1	215.8	177.1	144.6	118.1	88.6	69.5	54.5	41.6
80°	253.8	229.2	205.5	178.0	148.9	118.8	91.0	68.1	48.3	33.5	23.7
82.5°	226.3	199.5	170.4	151.5	131.7	107.8	88.4	72.2	53.3	39.0	26.5
85°	87.9	74.1	57.1	46.6	36.3	29.9	27.0	18.6	14.6	11.5	8.8
87.5°	7.6	6.2	5.0	3.3	3.6	1.9	2.2	1.4	1.2	1.2	1.0
90°	0.0	0.0	0.0	0.0	0.0	0.0	0.0	0.0	0.0	0.0	0.0



REPORT NUMBER: P162311

CATALOG NUMBER: EMM-F01-LED-E1-SL2-HSS-7030

CANDELA DISTRIBUTION (continued):

	83°	84°	85°	86°	87°	88°	89°	90°	95°	105°	115°
0°	50.4	50.4	50.4	50.4	50.4	50.4	50.4	50.4	50.4	50.4	50.4
2.5°	52.8	52.6	52.3	51.8	51.8	51.4	51.1	50.9	49.7	47.1	44.9
5°	55.4	55.0	54.5	53.8	53.3	52.6	52.1	51.4	48.8	43.7	39.4
7.5°	59.3	58.3	57.6	56.1	55.4	54.5	53.8	52.6	48.3	40.6	34.7
10°	63.8	62.1	60.9	59.3	57.8	56.6	55.4	53.8	47.8	37.3	30.3
12.5°	69.3	67.4	65.0	63.1	61.2	59.5	57.8	55.7	47.1	34.4	27.0
15°	74.8	71.9	70.2	67.6	65.0	62.6	60.2	58.3	47.3	31.3	24.1
17.5°	81.0	78.1	74.5	71.7	68.8	65.7	62.8	59.0	46.1	28.9	22.0
20°	87.0	82.9	79.6	76.0	71.9	68.1	64.5	61.2	45.2	26.5	20.1
22.5°	93.4	88.6	84.3	79.8	74.8	70.5	66.2	61.9	43.5	24.4	18.4
25°	101.3	95.8	89.6	84.1	78.9	73.6	68.1	62.8	41.8	22.5	17.2
27.5°	110.9	103.7	97.5	90.6	83.2	76.5	70.5	64.8	40.1	21.0	16.0
30°	123.1	114.7	105.9	97.0	89.1	81.5	73.1	65.9	38.5	19.6	14.8
32.5°	139.3	128.8	118.1	107.8	97.3	87.5	78.6	69.3	37.5	18.4	13.6
35°	160.8	147.2	134.1	121.1	108.5	96.5	85.1	74.5	37.5	17.0	12.2
37.5°	181.1	165.4	148.6	132.6	117.6	103.7	90.1	77.4	35.6	15.8	11.0
40°	203.1	184.2	164.6	145.8	127.6	110.4	94.9	80.3	33.9	14.3	9.8
42.5°	236.8	212.9	187.3	165.4	143.6	122.3	103.0	85.8	31.8	12.9	8.6
45°	281.0	250.7	220.6	193.8	166.1	140.0	117.1	95.8	31.3	11.7	7.4
47.5°	328.3	292.5	257.1	223.0	190.5	160.1	132.6	107.0	31.3	10.5	6.5
50°	375.4	330.5	292.7	253.1	216.5	180.7	147.9	118.8	31.5	9.6	5.3
52.5°	417.9	369.9	327.6	281.7	241.4	199.8	164.2	130.2	31.1	8.4	4.3
55°	477.0	420.6	371.6	320.9	273.6	226.8	186.4	147.4	31.3	7.4	3.6
57.5°	585.7	519.5	460.5	394.0	339.5	279.1	230.1	182.8	34.2	6.2	2.6
60°	741.7	655.7	572.8	491.8	422.5	350.6	287.0	231.3	40.1	5.0	1.9
62.5°	846.6	734.1	635.1	545.8	465.2	390.0	320.7	257.4	44.2	4.1	1.2
63°	857.4	741.0	641.6	549.4	467.1	391.9	322.1	259.3	44.4	3.8	1.2
65°	877.7	752.9	645.2	550.1	465.2	389.3	321.2	259.0	44.9	3.1	1.0
67.5°	854.5	734.5	624.4	529.5	448.5	373.7	309.2	249.5	44.7	2.2	0.7
70°	764.2	664.8	568.0	479.6	406.0	338.4	281.5	227.5	41.1	1.4	0.5
72.5°	561.1	493.4	418.4	354.6	305.9	254.0	216.7	170.9	31.8	1.0	0.3
75°	166.3	151.5	127.4	112.3	99.2	82.0	72.9	56.9	16.3	0.5	0.0
77.5°	33.2	30.1	27.0	24.6	23.2	19.8	18.9	15.5	6.7	0.3	0.0
80°	17.4	14.3	12.2	10.8	9.3	7.6	6.5	5.3	1.2	0.0	0.0
82.5°	16.7	11.2	8.1	6.7	5.7	4.5	3.6	2.6	0.7	0.0	0.0
85°	6.2	4.8	3.6	2.9	2.4	2.2	1.7	1.4	0.0	0.0	0.0
87.5°	1.0	0.7	0.7	0.5	0.5	0.3	0.3	0.3	0.0	0.0	0.0
90°	0.0	0.0	0.0	0.0	0.0	0.0	0.0	0.0	0.0	0.0	0.0



REPORT NUMBER: P162311

CATALOG NUMBER: EMM-F01-LED-E1-SL2-HSS-7030

CANDELA DISTRIBUTION (continued):

	125°	135°	145°	155°	165°	175°	180°
0°	50.4	50.4	50.4	50.4	50.4	50.4	50.4
2.5°	42.8	40.9	39.9	38.7	38.7	38.5	39.0
5°	35.6	33.0	31.1	29.6	29.9	29.2	29.4
7.5°	30.1	27.5	25.8	24.9	24.6	24.4	24.4
10°	26.0	23.7	22.2	21.5	21.3	21.3	21.3
12.5°	23.2	20.8	19.6	19.1	19.1	18.9	18.9
15°	20.8	18.9	17.7	17.2	17.2	17.0	17.2
17.5°	18.9	17.0	16.0	15.5	15.5	15.3	15.3
20°	17.2	15.5	14.6	13.8	13.8	13.6	13.8
22.5°	15.8	14.1	12.9	12.4	12.2	11.9	12.2
25°	14.3	12.7	11.5	10.8	10.5	10.5	10.3
27.5°	13.1	11.5	10.0	9.3	9.1	9.1	8.8
30°	11.9	10.0	8.6	7.9	7.6	7.6	7.6
32.5°	10.8	8.6	7.4	6.7	6.5	6.5	6.5
35°	9.6	7.4	6.2	5.5	5.3	5.3	5.3
37.5°	8.1	6.2	4.8	4.3	4.1	3.8	3.8
40°	6.9	4.8	3.6	3.1	2.6	2.6	2.6
42.5°	5.7	3.8	2.6	1.9	1.7	1.4	1.7
45°	4.8	2.9	1.7	1.0	0.7	0.7	0.7
47.5°	3.8	1.9	0.7	0.3	0.3	0.3	0.3
50°	2.9	1.2	0.3	0.0	0.0	0.3	0.3
52.5°	2.2	0.7	0.0	0.0	0.0	0.0	0.0
55°	1.2	0.3	0.0	0.0	0.0	0.0	0.0
57.5°	0.7	0.0	0.0	0.0	0.0	0.0	0.0
60°	0.5	0.0	0.0	0.0	0.0	0.0	0.0
62.5°	0.3	0.0	0.0	0.0	0.0	0.0	0.0
63°	0.3	0.0	0.0	0.0	0.0	0.0	0.0
65°	0.3	0.0	0.0	0.0	0.0	0.0	0.0
67.5°	0.0	0.0	0.0	0.0	0.0	0.0	0.0
70°	0.0	0.0	0.0	0.0	0.0	0.0	0.0
72.5°	0.0	0.0	0.0	0.0	0.0	0.0	0.0
75°	0.0	0.0	0.0	0.0	0.0	0.0	0.0
77.5°	0.0	0.0	0.0	0.0	0.0	0.0	0.0
80°	0.0	0.0	0.0	0.0	0.0	0.0	0.0
82.5°	0.0	0.0	0.0	0.0	0.0	0.0	0.0
85°	0.0	0.0	0.0	0.0	0.0	0.0	0.0
87.5°	0.0	0.0	0.0	0.0	0.0	0.0	0.0
90°	0.0	0.0	0.0	0.0	0.0	0.0	0.0

(END OF REPORT)